



District Health Assessment for Multiple District 330 through April 2025

District Name	Status/ Number of Months in Status *	Clubs							Membership							Member Strength		Cancellation		Reports			Finance	Leadership			
		Active Clubs	Clubs in Status Quo	Total Clubs	% Status Quo Clubs in Financial Suspension	New Clubs	Cancelled Clubs	YTD Net Club Gain/Loss	Current Members In Active Clubs	Current Members In Status Quo Clubs	Current Total Members Count	YTD Add	YTD Drop	YTD NetGrowth (includes Active and Status Quo)	YTD NetGrowth% (includes Active and Status Quo)	Member Count 12 Months Ago	Average Member Count Per Club	% of Clubs with less than 20 members	Average Cancelled Club Age	Members Lost Due to Cancelled Clubs	% of Clubs Reporting Service	% No MMR in 3 Months	% No Officer Report in 12 months	% of Clubs with balance 90+ days	Number of Zone Chairs Recorded	Number of Region Chairs Recorded	District Officers Vacancies **
330 A		181	0	181	0%	1	1	0	4628	0	4628	395	437	-42	-0.90%	5,118	26	47%	16	7	55%	61%	2%	1%	34	14	
330 B		137	0	137	0%	1	0	1	3407	0	3407	308	180	128	3.90%	3,402	25	42%	0	0	54%	63%	0%	1%	31	11	
330 C		68	0	68	0%	2	0	2	1566	0	1566	199	127	72	4.82%	1,635	23	47%	0	0	38%	62%	1%	0%	12	0	
		386	0	386	0%	4	1	3	9601	0	9601	902	744	158	1.67%	10,155	25	45%	16	7	52%	62%	1%	1%	77	25	




District Health Assessment for Multiple District 331 through April 2025

District Name	Status/ Number of Months in Status *	Clubs							Membership							Member Strength		Cancellation		Reports			Finance	Leadership			
		Active Clubs	Clubs in Status Quo	Total Clubs	% Status Quo Clubs in Financial Suspension	New Clubs	Cancelled Clubs	YTD Net Club Gain/Loss	Current Members In Active Clubs	Current Members In Status Quo Clubs	Current Total Members Count	YTD Add	YTD Drop	YTD NetGrowth (includes Active and Status Quo)	YTD NetGrowth% (includes Active and Status Quo)	Member Count 12 Months Ago	Average Member Count Per Club	% of Clubs with less than 20 members	Average Cancelled Club Age	Members Lost Due to Cancelled Clubs	% of Clubs Reporting Service	% No MMR in 3 Months	% No Officer Report in 12 months	% of Clubs with balance 90+ days	Number of Zone Chairs Recorded	Number of Region Chairs Recorded	District Officers Vacancies **
331 A		70	0	70	0%	0	0	0	2350	0	2350	211	202	9	0.38%	2,370	34	23%	0	0	73%	36%	1%	0%	12	0	
331 B		68	0	68	0%	0	1	-1	1873	0	1873	97	121	-24	-1.27%	1,955	28	40%	43	26	46%	44%	1%	0%	11	0	
331 C		43	0	43	0%	0	0	0	1469	0	1469	91	98	-7	-0.47%	1,511	34	19%	0	0	65%	35%	0%	0%	9	0	
		181	0	181	0%	0	1	-1	5692	0	5692	399	421	-22	-0.39%	5,836	31	28%	43	26	61%	39%	1%	0%	32	0	




District Health Assessment for Multiple District 332 through April 2025

		Clubs							Membership							Member Strength		Cancellation		Reports			Finance	Leadership			
District Name	Status/ Number of Months in Status *	Active Clubs	Clubs in Status Quo	Total Clubs	% Status Quo Clubs in Financial Suspension	New Clubs	Cancelled Clubs	YTD Net Club Gain/Loss	Current Members In Active Clubs	Current Members In Status Quo Clubs	Current Total Members Count	YTD Add	YTD Drop	YTD NetGrowth (includes Active and Status Quo)	YTD NetGrowth% (includes Active and Status Quo)	Member Count 12 Months Ago	Average Member Count Per Club	% of Clubs with less than 20 members	Average Cancelled Club Age	Members Lost Due to Cancelled Clubs	% of Clubs Reporting Service	% No MMR in 3 Months	% No Officer Report in 12 months	% of Clubs with balance 90+ days	Number of Zone Chairs Recorded	Number of Region Chairs Recorded	District Officers Vacancies **
332 A		64	0	64	0%	2	0	2	2042	0	2042	170	74	96	4.93%	2,011	32	27%	0	0	38%	55%	0%	0%	11	5	
332 B		50	0	50	0%	0	0	0	1809	0	1809	77	94	-17	-0.93%	1,890	36	22%	0	0	68%	68%	0%	2%	10	0	
332 C		55	0	55	0%	0	0	0	1500	0	1500	92	77	15	1.01%	1,521	27	38%	0	0	38%	56%	4%	11%	9	0	
332 D		65	0	65	0%	0	1	-1	2095	0	2095	169	115	54	2.65%	2,196	32	17%	49	4	100%	38%	0%	5%	12	0	
332 E		48	0	48	0%	0	0	0	1588	0	1588	86	70	16	1.02%	1,639	33	17%	0	0	52%	42%	0%	0%	10	0	2nd VDG
332 F	T(20)	42	0	42	0%	0	1	-1	1138	0	1138	44	59	-15	-1.30%	1,221	27	45%	31	14	38%	74%	38%	0%	10	0	
		324	0	324	0%	2	2	0	10172	0	10172	638	489	149	1.49%	10,478	31	27%	40	18	57%	54%	6%	3%	62	5	



District Health Assessment for Multiple District 333 through April 2025

		Clubs							Membership							Member Strength		Cancellation		Reports			Finance	Leadership			
District Name	Status/ Number of Months in Status *	Active Clubs	Clubs in Status Quo	Total Clubs	% Status Quo Clubs in Financial Suspension	New Clubs	Cancelled Clubs	YTD Net Club Gain/ Loss	Current Members In Active Clubs	Current Members In Status Quo Clubs	Current Total Members Count	YTD Add	YTD Drop	YTD NetGrowth (includes Active and Status Quo)	YTD NetGrowth% (includes Active and Status Quo)	Member Count 12 Months Ago	Average Member Count Per Club	% of Clubs with less than 20 members	Average Cancelled Club Age	Members Lost Due to Cancelled Clubs	% of Clubs Reporting Service	% No MMR in 3 Months	% No Officer Report in 12 months	% of Clubs with balance 90+ days	Number of Zone Chairs Recorded	Number of Region Chairs Recorded	District Officers Vacancies **
333 A	T(5)	69	0	69	0%	0	0	0	2749	0	2749	273	132	141	5.41%	2,677	40	19%	0	0	75%	25%	4%	1%	12	0	
333 B		46	0	46	0%	1	1	0	1192	0	1192	100	263	-163	-12.03%	1,408	26	46%	26	40	61%	52%	0%	20%	7	0	
333 C		100	0	100	0%	0	3	-3	2648	0	2648	195	209	-14	-0.53%	2,705	26	36%	33	25	77%	54%	0%	0%	20	0	
333 D		45	0	45	0%	0	1	-1	1667	0	1667	114	169	-55	-3.19%	1,793	37	24%	16	39	98%	31%	2%	0%	8	0	
333 E		79	0	79	0%	0	0	0	3651	0	3651	241	253	-12	-0.33%	3,950	46	15%	0	0	89%	47%	0%	0%	14	0	
		339	0	339	0%	1	5	-4	11907	0	11907	923	1026	-103	-0.86%	12,533	35	27%	28	104	80%	43%	1%	3%	61	0	




District Health Assessment for Multiple District 334 through April 2025

District Name	Status/ Number of Months in Status *	Clubs						Membership								Member Strength		Cancellation		Reports			Finance	Leadership			
		Active Clubs	Clubs in Status Quo	Total Clubs	% Status Quo Clubs in Financial Suspension	New Clubs	Cancelled Clubs	YTD Net Club Gain/Loss	Current Members In Active Clubs	Current Members In Status Quo Clubs	Current Total Members Count	YTD Add	YTD Drop	YTD NetGrowth (includes Active and Status Quo)	YTD NetGrowth% (includes Active and Status Quo)	Member Count 12 Months Ago	Average Member Count Per Club	% of Clubs with less than 20 members	Average Cancelled Club Age	Members Lost Due to Cancelled Clubs	% of Clubs Reporting Service	% No MMR in 3 Months	% No Officer Report in 12 months	% of Clubs with balance 90+ days	Number of Zone Chairs Recorded	Number of Region Chairs Recorded	District Officers Vacancies **
334 A		104	0	104	0%	1	2	-1	5129	0	5129	468	298	170	3.43%	5,174	49	14%	38	15	80%	33%	0%	0%	17	0	
334 B		71	0	71	0%	1	0	1	3364	0	3364	196	146	50	1.51%	3,484	47	11%	0	0	76%	38%	0%	0%	12	0	2nd VDG
334 C		69	0	69	0%	0	0	0	2767	0	2767	164	148	16	0.58%	2,824	40	22%	0	0	77%	38%	0%	3%	14	0	
334 D		90	0	90	0%	0	0	0	4300	0	4300	264	188	76	1.80%	4,387	48	12%	0	0	64%	34%	2%	3%	18	0	
334 E		46	0	46	0%	0	0	0	2145	0	2145	147	78	69	3.32%	2,146	47	11%	0	0	93%	46%	0%	2%	9	4	
		380	0	380	0%	2	2	0	17705	0	17705	1239	858	381	2.20%	18,015	47	14%	38	15	77%	37%	1%	2%	70	4	



District Health Assessment for Multiple District 335 through April 2025

	Clubs								Membership							Member Strength		Cancellation		Reports			Finance		Leadership		
	Status/ Number of Months in Status *	Active Clubs	Clubs in Status Quo	Total Clubs	% Status Quo Clubs in Financial Suspension	New Clubs	Cancelled Clubs	YTD Net Club Gain/ Loss	Current Members In Active Clubs	Current Members In Status Quo Clubs	Current Total Members Count	YTD Add	YTD Drop	YTD NetGrowth (includes Active and Status Quo)	YTD NetGrowth% (includes Active and Status Quo)	Member Count 12 Months Ago	Average Member Count Per Club	% of Clubs with less than 20 members	Average Cancelled Club Age	Members Lost Due to Cancelled Clubs	% of Clubs Reporting Service	% No MMR in 3 Months	% No Officer Report in 12 months	% of Clubs with balance 90+ days	Number of Zone Chairs Recorded	Number of Region Chairs Recorded	District Officers Vacancies **
335 A		62	0	62	0%	1	0	1	1613	0	1613	139	89	50	3.20%	1,612	26	34%	0	0	50%	61%	2%	0%	11	4	GMT
335 B		142	0	142	0%	1	1	0	5974	0	5974	466	368	98	1.67%	6,074	42	12%	50	11	80%	44%	1%	1%	19	10	
335 C		99	0	99	0%	0	0	0	3500	0	3500	284	206	78	2.28%	3,608	35	24%	0	0	98%	42%	0%	2%	20	0	
335 D		53	0	53	0%	0	0	0	1487	0	1487	96	76	20	1.36%	1,571	28	40%	0	0	36%	53%	2%	2%	9	0	
		356	0	356	0%	2	1	1	12574	0	12574	985	739	246	2.00%	12,865	35	23%	50	11	73%	48%	1%	1%	59	14	



District Health Assessment for Multiple District 336 through April 2025

District Name	Status/ Number of Months in Status *	Clubs							Membership							Member Strength		Cancellation		Reports			Finance		Leadership		
		Active Clubs	Clubs in Status Quo	Total Clubs	% Status Quo Clubs in Financial Suspension	New Clubs	Cancelled Clubs	YTD Net Club Gain/Loss	Current Members In Active Clubs	Current Members In Status Quo Clubs	Current Total Members Count	YTD Add	YTD Drop	YTD NetGrowth (includes Active and Status Quo)	YTD NetGrowth% (includes Active and Status Quo)	Member Count 12 Months Ago	Average Member Count Per Club	% of Clubs with less than 20 members	Average Cancelled Club Age	Members Lost Due to Cancelled Clubs	% of Clubs Reporting Service	% No MMR in 3 Months	% No Officer Report in 12 months	% of Clubs with balance 90+ days	Number of Zone Chairs Recorded	Number of Region Chairs Recorded	District Officers Vacancies **
336 A		135	0	135	0%	2	1	1	4941	0	4941	399	408	-9	-0.18%	5,055	37	14%	45	13	59%	26%	0%	0%	26	9	
336 B		79	0	79	0%	1	3	-2	2391	0	2391	192	177	15	0.63%	2,371	30	28%	43	42	70%	37%	1%	4%	15	0	
336 C		75	0	75	0%	0	1	-1	2754	0	2754	168	141	27	0.99%	2,795	37	15%	46	15	79%	28%	3%	0%	11	4	1st VDG
336 D		86	0	86	0%	4	0	4	2693	0	2693	288	139	149	5.86%	2,596	31	22%	0	0	55%	33%	3%	1%	16	7	
		375	0	375	0%	7	5	2	12779	0	12779	1047	865	182	1.44%	12,817	34	19%	44	70	64%	30%	2%	1%	68	20	



District Health Assessment for Multiple District 337 through April 2025

District Name	Status/ Number of Months in Status *	Clubs							Membership							Member Strength		Cancellation		Reports			Finance	Leadership			
		Active Clubs	Clubs in Status Quo	Total Clubs	% Status Quo Clubs in Financial Suspension	New Clubs	Cancelled Clubs	YTD Net Club Gain/Loss	Current Members In Active Clubs	Current Members In Status Quo Clubs	Current Total Members Count	YTD Add	YTD Drop	YTD NetGrowth (includes Active and Status Quo)	YTD NetGrowth% (includes Active and Status Quo)	Member Count 12 Months Ago	Average Member Count Per Club	% of Clubs with less than 20 members	Average Cancelled Club Age	Members Lost Due to Cancelled Clubs	% of Clubs Reporting Service	% No MMR in 3 Months	% No Officer Report in 12 months	% of Clubs with balance 90+ days	Number of Zone Chairs Recorded	Number of Region Chairs Recorded	District Officers Vacancies **
337 A		113	0	113	0%	2	0	2	4368	0	4368	344	241	103	2.42%	4,484	39	12%	0	0	59%	32%	1%	3%	22	6	
337 B		59	0	59	0%	1	0	1	2141	0	2141	128	93	35	1.66%	2,152	36	12%	0	0	100%	31%	0%	0%	11	2	
337 C		70	0	70	0%	0	1	-1	2855	0	2855	189	169	20	0.71%	2,924	41	16%	22	13	44%	33%	6%	3%	11	0	
337 D		67	0	67	0%	0	2	-2	2058	0	2058	169	165	4	0.19%	2,131	31	22%	60	16	55%	42%	0%	0%	11	1	
337 E		52	0	52	0%	0	0	0	1703	0	1703	123	125	-2	-0.12%	1,716	33	27%	0	0	100%	38%	0%	2%	11	0	
		361	0	361	0%	3	3	0	13125	0	13125	953	793	160	1.23%	13,407	36	17%	48	29	68%	35%	1%	2%	66	9	

\* - District Status: P - Provisional, T - Transitional.  
\*\* - District Officers Vacancies: DG - District Governor, 1st VDG - First Vice District Governor, 2nd VDG - Second Vice District Governor.